

# WELCOME HOME TO QUALITY AND STYLE

COMPOSITE DOORS



 **TruFrame**

# Beautiful protection for your home

You shouldn't have to compromise on aesthetics, security or durability when it comes to your home's entrance. Our range of composite doors offer the perfect blend of style, resilience and functionality.

Our composite doors are meticulously crafted to redefine the standards of excellence, while providing an array of incredible benefits that are sure to enhance your living experience. We understand the need for a door that not only offers security but also enhances the aesthetic appeal of your home.

Our doors come in a wide range of designs, colours and finishes, allowing you to choose the perfect style that matches your home's unique character. Whether you prefer a traditional, contemporary, or designer look, we have the ideal door to complement your taste and elevate your home's kerb appeal.

4



10



36




65





<b>Make an entrance</b>	<b>04</b>
Complement any home	06
Thermally efficient by design	07
Why Liniar	07
<b>Doors</b>	<b>10</b>
Carnoustie - including Birkdale and Penina	10
Augusta - including Augusta Long and Long II	16
Belfry	20
Riviera - including Sunburst	22
Portrush - including Sunburst	23
Sunningdale	26
Saunton	28
Lytham	30
Gleneagles	34
Oakmont - including Copenhagen	36
Square - including Pevero	38
Seminole	42
Turnberry	44
Merion	46
Troon - including Muirfield and Pinehurst	48
Chantilly - including Sunburst	52
Valderrama	54
Vilamoura	56
St. Andrews - including Craftsman	58

Inox Barcelona	60
Inox Paris - including Biarritz	61
Inox Lyon	62
Inox Nice	63
Inox Monaco	64
Inox Munich	65
Side panel options	66
<b>Glazing</b>	<b>68</b>
Cassette options	68
Glass decoration	69
<b>Peace of mind</b>	<b>74</b>
Highest security locking	74
<b>The finishing touch</b>	<b>76</b>
Handle options	76
Cylinders	77
Letterplates, Knockers and Spyholes	78
Thresholds	79
<b>Colour and finish</b>	<b>80</b>
The perfect match	80
<b>Quality and care</b>	<b>82</b>
Maintenance	82



# Make an entrance

When it comes to design, security and energy efficiency, doesn't your home deserve the best?

Our engineered composite doors are the minimal-maintenance alternative to traditional door materials.

The high-definition woodgrain or smooth etched Glass Reinforced Plastic (GRP) outer skins will look stunning for years to come, delivering long-lasting kerb appeal to any property.

Our doors offer stability from the elements with their Laminated Veneer Lumber (LVL) subframe, encased with expanded PVC for extra protection against any water ingress.

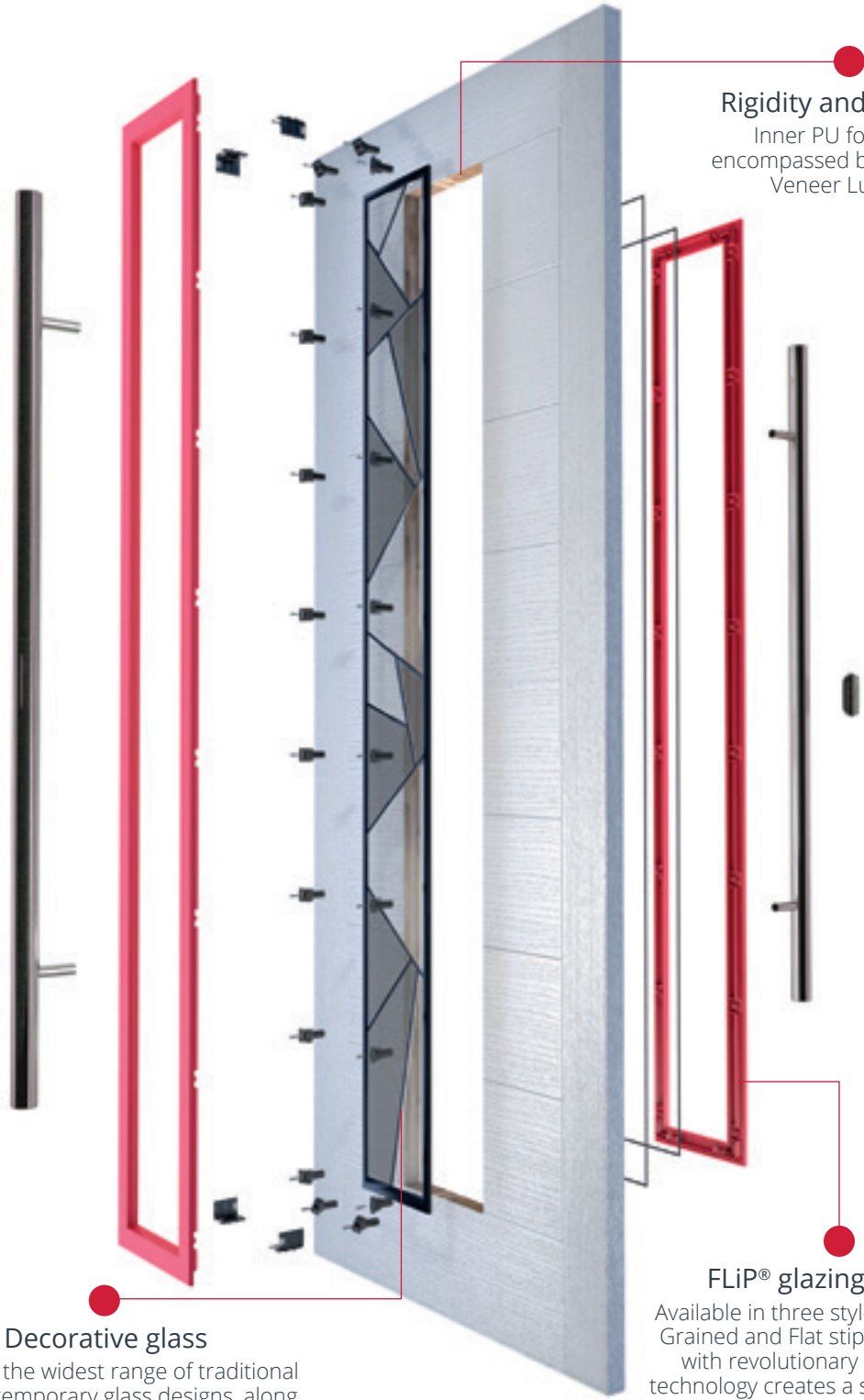
The high density Polyurethane foam inner core offers exceptional thermal efficiency and will help to reduce energy bills in comparison with any other door on the market.





# Traditional, yet modern

GRP outer skins provide the look and feel of traditional woodgrained doors, but without the maintenance.



**Rigidity and strength**  
Inner PU foam core encompassed by Laminated Veneer Lumber.

**Decorative glass**  
We offer the widest range of traditional and contemporary glass designs, along with exclusive collections, giving you infinite options for the front door.

**FLiP® glazing cassette**  
Available in three styles Standard, Flat Grained and Flat stippled. Pre sealed with revolutionary Foam in Place technology creates a superior seal that prevents any water ingress.

# Compliment any home

With a wide range of traditional, rural, contemporary and designer styles, our elegant composite doors enhance any property.

## KEY DETAILS

---

Durable and low maintenance

---

High security locking system

---

Insulating foam core

---

Environmentally friendly

---

Secured by Design

---



### Design options

There is a comprehensive selection of styles across our range of composite doors.



### Hardware options

From Pull Bar handles to Victorian knockers in a variety of colours, we have got everything you need to make your door stand out from the rest.



### Glazing options

Each design offers something different to the overall look. There's a style to suit every type of home.



### Highest security

Keep intruders at bay with a multi-point lock and cylinder, designed to withstand all attack methods.





# The perfect system


Choosing our advanced door system might be one of the best home improvement decisions you will ever make.

### Unrivalled insulation

High density Polyurethane foam core provides exceptional thermal insulation and sound deadening.

### Vapour shield

Expanded PVC section provides rigidity while also being a thick barrier to prevent water ingress



### Increased strength

The Laminated Veneer Lumber (LVL) engineered subframe is cross-banded and has no knots, for improved strength and durability over conventional wood.

### Superior frames

Multi-chambered profile system prevents heat transfer, while three separate weatherseals prevents draught and water penetration.

### Tough outer layer

Thick GRP skins in either an authentic woodgrain or Links etched finish, the latter of which perfectly matches the look of aluminium.



## Why we choose Liniar

Our frames are designed and manufactured using innovative methods and materials, ensuring you're covered against warping, splitting and discolouration for a minimum of 10 years.



### 10 Year Guarantee

All frames come with a 10 year guarantee from the date of installation. You can rest assured that our products are built to last.



### Thermal Efficiency

Our frames deliver superior thermal and energy efficiency, while preventing draught and water penetration.



### Environmentally Friendly

All our products are guaranteed 100% lead-free. Environmentally friendly in materials and production, choosing Liniar reduces your environmental impact.





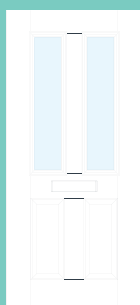





**Main Image** Original Carnoustie in Wedgewood with Crystal Flowers glazing




### Door style and glazing options



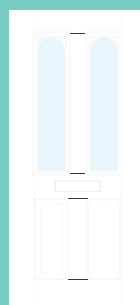
Carnoustie  
Original



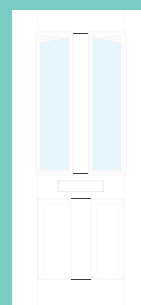
Carnoustie  
Farmhouse



Carnoustie  
Flush



Birkdale  
Original



Penina  
Original




# Carnoustie

including Birkdale and Penina

Our most popular door, which is now available in a choice of style variations.




**Original Carnoustie**  
 Colour Agate Grey  
 Glazing Elan




**Original Carnoustie**  
 Colour Red  
 Glazing Modena



**Farmhouse Carnoustie**  
 Colour Black  
 Glazing Abstract




**Flush Carnoustie**  
 Colour Olive Grove  
 Glazing Spitalfields



**Original Carnoustie**  
 Colour Rosewood  
 Glazing Finesse



**Original Carnoustie**  
 Colour Black Ice  
 Glazing Murano Blue



**Original Carnoustie**  
 Colour Balcony Sunset  
 Glazing Holborn



**Farmhouse Carnoustie**  
 Colour Victory Blue  
 Glazing Greenwich



**Flush Carnoustie**  
 Colour Moonshine  
 Glazing Diamond Cut




Also available in Black, Green, Purple and Red




**Flush Carnoustie**  
 Colour Rooftop Terrace  
 Glazing Matrix



**Original Carnoustie**  
 Colour Stormy Seas  
 Glazing Classic




**Farmhouse Carnoustie**  
 Colour Rose Garden  
 Glazing Linear



**Flush Carnoustie**  
 Colour Pointed Rock  
 Glazing Worker Bee






**Flush Carnoustie**  
Colour Vanilla  
Glazing Symphony



**Farmhouse Carnoustie**  
Colour Slate Grey  
Glazing Richmond



**Flush Carnoustie**  
Colour Anchors Away  
Glazing Zinc Star



**Farmhouse Carnoustie**  
Colour Dusky Pink  
Glazing Victorian Border



**Farmhouse Carnoustie**  
Colour Emerald Green  
Glazing Horizon



**Flush Carnoustie**  
Colour Cream White  
Glazing New Orleans



**Original Carnoustie**  
Colour Bright Magma  
Glazing Elderton



**Farmhouse Carnoustie**  
Colour Cotswold  
Glazing Esprit




**Original Penina**  
**Colour** Tropical Rainforest  
**Glazing** Tahoe Green



Also available in Black, Purple, Blue and Red



**Original Penina**  
**Colour** Blue  
**Glazing** Clear




**Original Penina**  
**Colour** GRiP® Yellow  
**Glazing** Mayfair



**Original Penina**  
**Colour** Bolero  
**Glazing** Element



**Original Penina**  
**Colour** Chartwell Green  
**Glazing** Murano Green



**Original Penina**  
**Colour** FLiP® Coral  
**Glazing** Flair



**Original Penina**  
**Colour** Azure  
**Glazing** French




**Original Penina**  
**Colour** Green  
**Glazing** Beaumont




**Original Birkdale**  
Colour Anthracite  
Glazing Abstract



**Original Birkdale**  
Colour Sandy Shoes  
Glazing Satin



**Original Birkdale**  
Colour Citrine  
Glazing Clarity Zinc



**Original Birkdale**  
Colour Mulberry  
Glazing Simplicity Zinc



Also available in Brass



Also available in Brass




**Original Birkdale**  
Colour Desert Dunes  
Glazing Cathedral



**Original Birkdale**  
Colour White  
Glazing Pinpoint



**Original Birkdale**  
Colour Golden Oak  
Glazing Prairie



**Original Birkdale**  
Colour Irish Oak  
Glazing Elegance

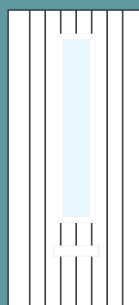





Main Image Monza Augusta in Irish Oak with Chelsea glazing




Door style and glazing options Other styles available, see page 9



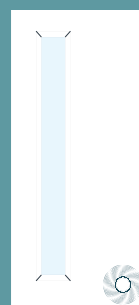
Augusta Cottage




Augusta Right Farmhouse



Augusta Long II Flush



Augusta Long Left Links



Augusta Long Monza

# Augusta including Augusta Long

With its simple, slim glazed panel, the Augusta has a clean modern style.



**Flush Augusta**  
**Colour** Anthracite Grey  
**Glazing** Symphony



**Farmhouse Augusta**  
**Colour** Clay  
**Glazing** Modena



**Monza Augusta**  
**Colour** Victory Blue  
**Glazing** Simplicity Zinc



**Cottage Augusta Long**  
**Colour** Forest Trail  
**Glazing** Element



**Links Augusta Long II**  
**Colour** Rose Garden  
**Glazing** Kensington






**Links Augusta Left**  
**Colour** Black  
**Glazing** Murano Black



Also available in Blue, Green, Purple and Red



**Farmhouse Augusta**  
**Colour** Clotted Cream  
**Glazing** Style H Dakar



**Monza Augusta**  
**Colour** White  
**Glazing** Greenwich



**Flush Augusta Left**  
**Colour** Bright Pink  
**Glazing** Linear




**Flush Augusta Left**  
**Colour** Fireglow  
**Glazing** Style A Ink



**Monza Augusta**  
**Colour** Surfside  
**Glazing** Tahoe Blue



**Cottage Augusta Left**  
**Colour** Golden Oak  
**Glazing** Victorian Border



**Links Augusta**  
**Colour** Rooftop Terrace  
**Glazing** Beaumont






**Flush Augusta Long Left**  
Colour Tree Frog  
Glazing Tahoe Green



**Monza Augusta Long**  
Colour Anchors Away  
Glazing Classic



**Links Augusta Long Right**  
Colour GRIP® Yellow  
Glazing Prairie



**Cottage Augusta Long II**  
Colour Barnwood Grey  
Glazing Matrix




Also available in Black, Blue, Purple and Red



**Farmhouse Augusta Long Left**  
Colour Bahia Blue  
Glazing Horizon



**Monza Augusta Long Left**  
Colour Summit Grey  
Glazing Strand




**Flush Augusta Long II**  
Colour Florida  
Glazing New Orleans



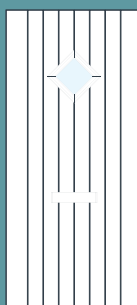
**Monza Augusta Long**  
Colour Stormy Seas  
Glazing Laguna



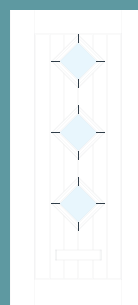
Main Image Cottage Belfry in Cotswold with Greenwich glazing



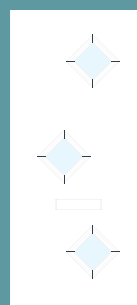
Door style and glazing options Other styles available, see page 9



Belfry Cottage



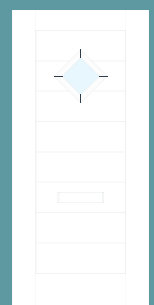
Belfry 3 Farmhouse



Belfry 3 Left Flush



Belfry 3 Right Links



Belfry Monza



# Belfry


The unique diamond glazing makes the Belfry one of our most adaptable designs.



**Monza Belfry**  
Colour Spartan Stone  
Glazing Murano Black



**Links Belfry 3**  
Colour Temple  
Glazing Simplicity



**Farmhouse Belfry 3 Left**  
Colour Red  
Glazing Murano Red




Also available in Blue, Black, Green, and Purple



**Flush Belfry 3 Left**  
Colour Nimbus  
Glazing Dorchester=



**Monza Belfry**  
Colour Irish Oak  
Glazing Rain



**Farmhouse Belfry**  
Colour Black  
Glazing Murano Black



**Links Belfry 3**  
Colour Shadow  
Glazing Victorian Border



**Cottage Belfry**  
Colour Chartwell Green  
Glazing Greenwich



Main Image Original Riviera in Olive Grove with Dorchester Green glazing



Door style and glazing options

			
Riviera Original	Riviera Sunburst Original	Portrush Original	Portrush Sunburst Original



# Riviera including Portrush and Sunburst options

A classic design, which suits many properties.




**Original Portrush**  
 Colour Black  
 Glazing Murano Black



**Original Portrush Sunburst**  
 Colour Red  
 Glazing GridLite Satin / Satin



**Original Portrush Sunburst**  
 Colour Victory Blue  
 Glazing GridLite Etch



**Original Portrush**  
 Colour Temple  
 Glazing Diamond Cut



**Original Portrush**  
 Colour White  
 Glazing Style A Ink



**Original Riviera**  
 Colour Clay  
 Glazing Mayfair



**Original Riviera Sunburst**  
 Colour Victory Blue  
 Glazing GridLite Satin / Satin



**Original Portrush**  
 Colour Anthracite  
 Glazing Symphony




**Original Riviera Sunburst**  
 Colour Very Berry  
 Glazing GridLite Etch / Kensington



**Original Portrush**  
 Colour Stormy Bay  
 Glazing Flair



**Original Portrush Sunburst**  
 Colour Golden Oak  
 Glazing GridLite Satin



**Original Riviera**  
 Colour Spartan Stone  
 Glazing Elderton



**Original Riviera Sunburst**  
 Colour Dusky Pink  
 Glazing GridLite Cathedral / Cathedral



**Original Riviera**  
Colour Blue  
Glazing Murano Blue




Also available in Black, Green, Purple and Red



**Original Riviera Sunburst**  
Colour Agate Grey  
Glazing GridLite Pinpoint / Pinpoint




**Original Portrush**  
Colour Sage Green  
Glazing Reflections



**Original Portrush Sunburst**  
Colour Cream White  
Glazing GridLite Etch



**Original Portrush**  
Colour Slate Grey  
Glazing Style E Bodoni



**Original Portrush Sunburst**  
Colour Bolero  
Glazing GridLite Cathedral



**Original Riviera**  
Colour Azure  
Glazing Victorian Border



**Original Riviera Sunburst**  
Colour Irish Oak  
Glazing GridLite Rain / Rain

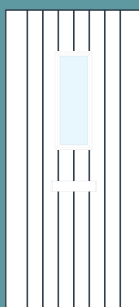




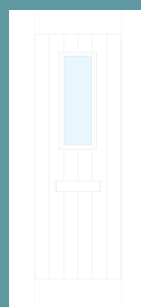
Main Image Farmhouse Sunningdale in Anthracite Grey with Aurora glazing



### Door style and glazing options




Sunningdale Cottage



Sunningdale Farmhouse



Sunningdale Flush



Sunningdale Monza



# Sunningdale

Versatile elegance available with a wide range of glass options.



**Flush Sunningdale**  
**Colour** Diablo  
**Glazing** Modena



**Cottage Sunningdale**  
**Colour** Black  
**Glazing** Tahoe Black



Also available in Blue, Green, Purple and Red



**Farmhouse Sunningdale**  
**Colour** Chartwell Green  
**Glazing** Abstract



**Flush Sunningdale**  
**Colour** Green  
**Glazing** Murano Green



Also available in Blue, Black, Purple, and Red



**Farmhouse Sunningdale**  
**Colour** Putty  
**Glazing** Diamond Cut



**Monza Sunningdale**  
**Colour** Bahia Blue  
**Glazing** Symphony



**Cottage Sunningdale**  
**Colour** Irish Oak  
**Glazing** Espirit



**Monza Sunningdale**  
**Colour** Shadow  
**Glazing** Crystal Flowers

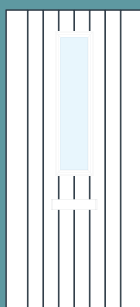





Main Image Cottage Saunton in Black with Prairie glazing




Door style and glazing options Other styles available, see page 9



Saunton Cottage



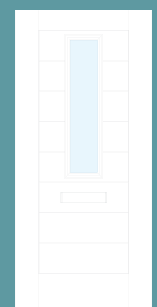
Saunton Farmhouse



Saunton Left Farmhouse



Saunton Flush



Saunton Monza



# Saunton

A great alternative to the Sunningdale, with a longer glazing panel.




**Flush Saunton**  
Colour Harbour  
Glazing Greenwich



**Cottage Saunton Left**  
Colour Citrine  
Glazing Linear



**Cottage Saunton Left**  
Colour Forest Trail  
Glazing Tahoe Green



**Monza Saunton**  
Colour Barnwood Grey  
Glazing Richmond




Also available in Blue, Black, Purple and Red



**Farmhouse Saunton Left**  
Colour Rosewood  
Glazing Elan



**Monza Saunton**  
Colour Cream White  
Glazing Victorian Border



**Farmhouse Saunton**  
Colour FLiP® Coral  
Glazing Flair




**Flush Saunton**  
Colour Irish Oak  
Glazing Elderton






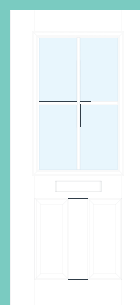
Main Image Original Lytham in Black with New Orleans glazing




Door style and glazing options Other styles available, see page 9



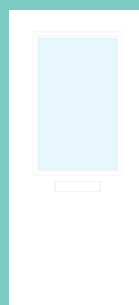
Lytham




Lytham  
4 Grid



Lytham  
9 Grid



Lytham  
Flush




Lytham  
9 Grid  
Flush

# Lytham including Grid options


With its large glazed area, the Lytham lets light shine through.



**Flush Lytham 4 Grid**  
 Colour Blue  
 Glazing GridLite Etch



**Original Lytham**  
 Colour Golden Oak  
 Glazing Elan



**Original Lytham 9 Grid**  
 Colour Slate Grey  
 Glazing GridLite Etch



**Original Lytham 4 Grid**  
 Colour White  
 Glazing GridLite Cathedral




**Original Lytham**  
 Colour Diablo  
 Glazing Style F Franklin







**Flush Lytham**  
**Colour** California  
**Glazing** Chelsea




**Original Lytham 4 Grid**  
**Colour** Green  
**Glazing** GridLite Etch




**Original Lytham 9 Grid**  
**Colour** Citrine  
**Glazing** GridLite Satin



**Original Lytham**  
**Colour** Anthracite  
**Glazing** Murano Black



Also available in Blue, Green, Purple and Red




**Original Lytham 4 Grid**  
**Colour** Mulberry  
**Glazing** GridLite Etch



**Original Lytham 4 Grid**  
**Colour** Agate Grey  
**Glazing** GridLite Cathedral



**Original Lytham 9 Grid**  
**Colour** Rosewood  
**Glazing** GridLite Pinpoint



**Flush Lytham**  
**Colour** Military Grey  
**Glazing** Abstract







**Flush Lytham**  
Colour Cream White  
Glazing Elegance



**Original Lytham 4 Grid**  
Colour City Tower  
Glazing GridLite Pinpoint



**Flush Lytham**  
Colour Victory Blue  
Glazing Modena




**Flush Lytham 9 Grid**  
Colour Temple  
Glazing GridLite Etch




**Flush Lytham**  
Colour Tropical Rainforest  
Glazing Strand



**Original Lytham**  
Colour Irish Oak  
Glazing Gibson



**Flush Lytham 9 Grid**  
Colour Sandstone  
Glazing GridLite Etch



**Flush Lytham**  
Colour Nimbus  
Glazing Style G Dakar




Main Image Original Gleneagles in Slate Grey with Horizon glazing




### Door style and glazing options



3 Quarter Solid



Gleneagles



Gleneagles 4 Grid



# Gleneagles including Grid option

With its eloquent design the Gleneagles is a very popular style.



**Original Gleneagles**  
Colour Rosewood  
Glazing Crystal Flowers



**Original Gleneagles**  
Colour Blue  
Glazing Murano Blue



Also available in Black, Green, Purple and Red



**Original Gleneagles**  
Colour Mushroom  
Glazing Strand




**Original Gleneagles 4 Grid**  
Colour Stormy Seas  
Glazing Venetian Blind




**3 Quarter Solid**  
Colour Sandy Shoes  
Glazing None



**Original Gleneagles**  
Colour Black Ice  
Glazing Style G Bodoni



**Original Gleneagles 4 Grid**  
Colour Moonshine  
Glazing GridLite Etch



**Original Gleneagles**  
Colour Red  
Glazing Beaumont

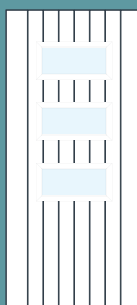





**Main Image** Flush Oakmont 4, in Sage with Strand glazing



## Door style and glazing options Other styles available, see page 9




Oakmont 3  
Cottage




Oakmont 4  
Farmhouse



Copenhagen  
Flush



Oakmont 3  
Links



Oakmont 4  
Monza

# Oakmont including Copenhagen

A stunning new design using colour matched cassettes for all colour options.



**Monza Oakmont 3**  
Colour Military Grey  
Glazing Mayfair



**Farmhouse Oakmont 4**  
Colour FLiP® Coral  
Glazing Greenwich



**Flush Oakmont 4**  
Colour Silver Grey  
Glazing Element



**Monza Oakmont 4**  
Colour Anthracite Grey  
Glazing Tahoe Blue



Also available in Black, Green, Purple and Red



**Farmhouse Copenhagen**  
Colour Victory Blue  
Glazing Victorian Border



**Links Oakmont 4**  
Colour Citrine  
Glazing Holborn



**Flush Oakmont 3**  
Colour Treasure Seeker  
Glazing Tahoe Purple



**Monza Oakmont 4**  
Colour Tropical Rainforest  
Glazing Kensington

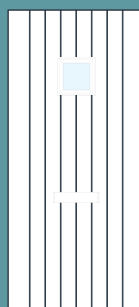





**Main Image** Links Square 4 in Slate Grey with Richmond glazing




### Door style and glazing options Other styles available, see page 9




Pevero  
Cottage




Square 3  
Farmhouse



Square 4  
Flush



Square 4  
Links



Square 5 Left  
Monza




# Square including Pevero and Pinehurst

The perfect statement for a contemporary property, with many glazing variations..




**Flush Square 4**  
**Colour** Anthracite Grey  
**Glazing** Tahoe Black



**Farmhouse Square 3 Left**  
**Colour** Clay  
**Glazing** Cathedral



**Monza Square 3**  
**Colour** Victory Blue  
**Glazing** Kensington



**Links Square 5 Left**  
**Colour** Rose Garden  
**Glazing** Murano Purple




**Cottage Square 4 Left**  
**Colour** Forest Trail  
**Glazing** Pinpoint



**Cottage Square 3**  
**Colour** Cavalry  
**Glazing** Tahoe Blue



Also available in Black, Green, Purple and Red



**Farmhouse Square 3 Left**  
**Colour** Desert Dunes  
**Glazing** Simplicity Zinc




**Flush Square 3 Left**  
**Colour** Victory Blue  
**Glazing** Serenity



**Links Square 4**  
**Colour** Moonshine  
**Glazing** Greenwich



**Monza Square 4 Left**  
**Colour** Rooftop Terrace  
**Glazing** Murano Green



**Farmhouse Square 4**  
**Colour** Balcony Sunset  
**Glazing** Richmond



**Flush Square 5 Left**  
**Colour** Pointed Rock  
**Glazing** Strand



**Cottage Square 4**  
**Colour** Stormy Seas  
**Glazing** Murano Blue



**Cottage Pevero**  
Colour Red  
Glazing Murano Red



Also available in Black, Blue, Green and Purple



**Farmhouse Pevero**  
Colour Stormy Bay  
Glazing New Orleans



**Links Pevero**  
Colour City Tower  
Glazing Finesse



**Monza Pevero**  
Colour Bright Magma  
Glazing Matrix



**Monza Pevero**  
Colour Bahia Blue  
Glazing Rain



**Flush Pevero**  
Colour Vanilla  
Glazing Victorian Border



**Flush Pevero**  
Colour White  
Glazing Laguna



**Farmhouse Pevero**  
Colour Irish Oak  
Glazing Bullion

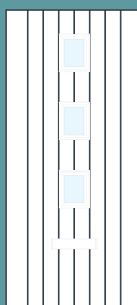





**Main Image** Flush Seminole 4 Left in Florida with Victorian Border glazing



### Door style and glazing options Other styles available, see page 9




Seminole 3  
Cottage



Seminole 4  
Farmhouse



Seminole 5  
Flush



Seminole T3  
Farmhouse



Seminole  
Barcelona  
Flush

# Seminole including Barcelona

A very popular door design with an abundance of glazing options and positions.




**Cottage Seminole 3**  
**Colour** Mulberry  
**Glazing** Murano Purple



Also available in Blue, Black, Green, and Red



**Farmhouse Seminole 4**  
**Colour** Bahia Blue  
**Glazing** Linear



**Flush Seminole 3 Left**  
**Colour** Bolero  
**Glazing** Tahoe Red



Also available in Blue, Black, Green, and Purple



**Farmhouse Seminole 4 Left**  
**Colour** Stormy Bay  
**Glazing** Kensington



**Cottage Seminole T3**  
**Colour** Golden Oak  
**Glazing** Aurora



**Farmhouse Seminole 5 Left**  
**Colour** Agate Grey  
**Glazing** Murano Black



**Cottage Seminole T3 Left**  
**Colour** Pointed Rock  
**Glazing** Bullion



**Flush Seminole Barcelona Left**  
**Colour** Rooftop Terrace  
**Glazing** Richmond






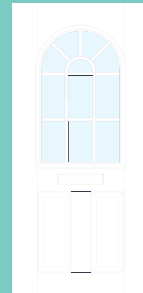
Main Image Original Turnberry in Blue with Murano Blue glazing



Door style and glazing options



Turnberry



Turnberry Grid




# Turnberry including Grid option

The large arched glazed area can be further enhanced with our GridLite option.




**Original Turnberry**  
Colour Irish Oak  
Glazing Prairie



**Original Turnberry**  
Colour Black  
Glazing Style B Willow



**Original Turnberry**  
Colour French Blue  
Glazing Classic




**Original Turnberry**  
Colour Barnwood Grey  
Glazing French



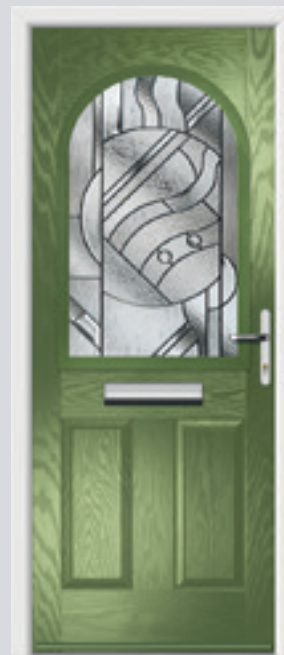
Also available in Blue, Black, Green, and Red




**Original Turnberry 11 Grid**  
Colour White  
Glazing GridLite Etch



**Original Turnberry**  
Colour Very Berry  
Glazing Spitalfields



**Original Turnberry**  
Colour Olive Grove  
Glazing Abstract



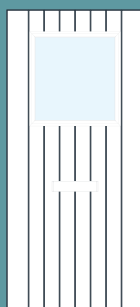
**Original Turnberry 11 Grid**  
Colour Vanilla  
Glazing GridLite Etch



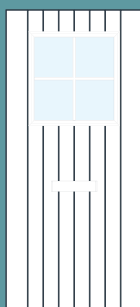
Main Image Farmhouse Merion in Mushroom with Gridlites glazing




### Door style and glazing options




Merion Cottage




Merion 4 Grid Cottage



Merion Farmhouse



Merion 4 Grid Farmhouse



Merion Flush



Merion 4 Grid Flush




# Merion including Grid Option

Available with a complementary glass designed specifically for this door style.



**Flush Merion**  
**Colour** Treasure Seeker  
**Glazing** Kensington



**Farmhouse Merion 4 Grid**  
**Colour** Clotted Cream  
**Glazing** GridLite Cathedral



**Cottage Merion**  
**Colour** Florida  
**Glazing** New Orleans



**Flush Merion 4 Grid**  
**Colour** Anthracite Grey  
**Glazing** GridLite Etch



**Farmhouse Merion 4 Grid**  
**Colour** FLiP® Coral  
**Glazing** GridLite Satin



**Cottage Merion**  
**Colour** Irish Oak  
**Glazing** Style F Dakar



**Farmhouse Merion 4 Grid**  
**Colour** Emerald Green  
**Glazing** GridLite Pinpoint



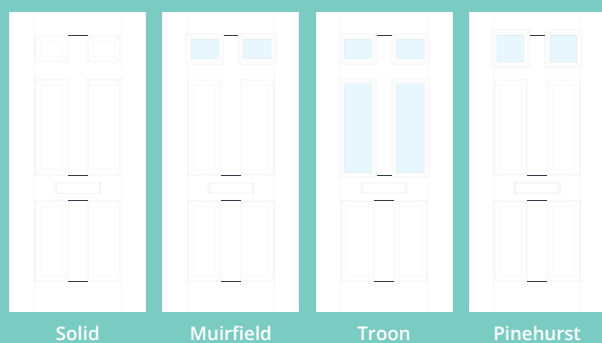
**Flush Merion**  
**Colour** Wedgewood  
**Glazing** Victorian Border



Main Image Original Troon in Agate Grey with Matrix glazing



### Door style and glazing options



Solid

Muirfield

Troon

Pinehurst



# Troon including Muirfield and Pinehurst

The original six-panel door can be enhanced with either two or four glazing details.



**Original Troon**  
Colour Blue  
Glazing New Orleans




**Original Muirfield**  
Colour Rosewood  
Glazing Kensington



**Original Troon**  
Colour Slate Grey  
Glazing Pinpoint



**Original Muirfield**  
Colour Cream White  
Glazing Bullion




**6 Panel Solid**  
Colour Rose Garden  
Glazing None



**Original Troon**  
 Colour Victory Blue  
 Glazing Tahoe Blue




Also available in Black, Green, Purple and Red



**Original Troon**  
 Colour Agate Grey  
 Glazing Symphony



**Original Troon**  
 Colour Citrine  
 Glazing Pinpoint



**Original Troon**  
 Colour Military Grey  
 Glazing Murano Black



Also available in Blue, Green, Purple and Red



**Original Troon**  
 Colour Blue  
 Glazing Victorian Border



**Original Troon**  
 Colour Red  
 Glazing Modena



**Original Troon**  
 Colour Sandstone  
 Glazing Satin



**Original Troon**  
 Colour Anthracite  
 Glazing Greenwich





**Original Muirfield**  
Colour White  
Glazing Cathedral



**Original Muirfield**  
Colour Mulberry  
Glazing Spitalfields



**Original Muirfield**  
Colour Irish Oak  
Glazing Prairie



**Original Muirfield**  
Colour Emerald Green  
Glazing Linear



**Original Pinehurst**  
Colour Cotswold  
Glazing Horizon



**Original Pinehurst**  
Colour Dusky Pink  
Glazing Aurora



**6 Panel Solid**  
Colour Summit Grey  
Glazing None



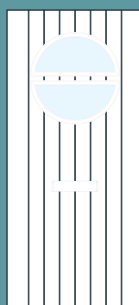
**6 Panel Solid**  
Colour Golden Oak  
Glazing None



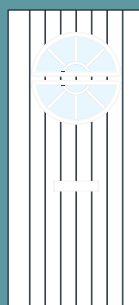
Main Image Flush Chantilly in Black with Holborn glazing



### Door style and glazing options



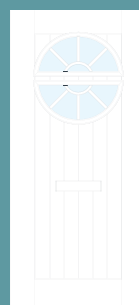
Chantilly Cottage



Chantilly Sunburst Cottage



Chantilly Farmhouse



Chantilly Sunburst Farmhouse



Chantilly Flush



Chantilly Sunburst Flush



# Chantilly including Sunburst option


The facing curves of the glazing detail make a truly bold statement.




**Flush Chantilly**  
**Colour** Desert Dunes  
**Glazing** Worker Bee



**Flush Chantilly Sunburst**  
**Colour** Victory Blue  
**Glazing** GridLite Etch



**Farmhouse Chantilly**  
**Colour** Fireglow  
**Glazing** Simplicity Brass



**Flush Chantilly Sunburst**  
**Colour** Clay  
**Glazing** GridLite Satin




**Farmhouse Chantilly Sunburst**  
**Colour** Anthracite Grey  
**Glazing** Satin



**Cottage Chantilly**  
**Colour** Forest Trail  
**Glazing** Reflections




**Cottage Chantilly Sunburst**  
**Colour** Rose Garden  
**Glazing** GridLite Etch



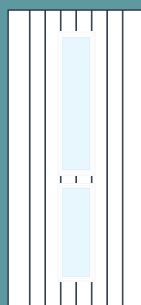
**Cottage Chantilly**  
**Colour** Anchors Away  
**Glazing** Matrix




**Main Image** Flush Valderrama in Victory Blue with Matrix glazing




Door style and glazing options Other styles available, see page 9




Valderrama Cottage



Valderrama Farmhouse



Valderrama Left Farmhouse



Valderrama Right Farmhouse



Valderrama Flush



# Valderrama

European looks with traditional glazing make the Valderrama a popular style.




**Cottage Valderrama**  
**Colour** Chartwell Green  
**Glazing** Symphony



**Farmhouse Valderrama**  
**Colour** Diablo  
**Glazing** Tahoe Red



Also available in Black, Blue, Green, and Purple



**Flush Valderrama**  
**Colour** Temple  
**Glazing** Holborn



**Cottage Valderrama**  
**Colour** Shadow  
**Glazing** Murano Blue



Also available in Black, Green, Purple and Red




**Flush Valderrama Left**  
**Colour** Black  
**Glazing** Diamond Cut



**Cottage Valderrama**  
**Colour** Nimbus  
**Glazing** Gibson



**Flush Valderrama**  
**Colour** Spartan Stone  
**Glazing** Victorian Border




**Farmhouse Valderrama Right**  
**Colour** Irish Oak  
**Glazing** Finesse




Main Image Flush Vilamoura in Moonshine with Abstract glazing



Door style and glazing options



Vilamoura Cottage



Vilamoura Farmhouse



Vilamoura Flush



# Vilamoura

The inline slim glazing details are inspired by European door styling.



**Cottage Vilamoura**  
**Colour** Mulberry  
**Glazing** Murano Purple



Also available in Blue, Black, Green, and Red



**Farmhouse Vilamoura**  
**Colour** Bahia Blue  
**Glazing** Tahoe Blue



Also available in Black, Green, Purple and Red



**Flush Vilamoura**  
**Colour** Bolero  
**Glazing** Aurora



**Farmhouse Vilamoura**  
**Colour** Stormy Bay  
**Glazing** Linear



**Cottage Vilamoura**  
**Colour** Golden Oak  
**Glazing** Kensington



**Farmhouse Vilamoura**  
**Colour** Agate Grey  
**Glazing** Rain



**Cottage Vilamoura**  
**Colour** Pointed Rock  
**Glazing** Zinc Star




**Flush Vilamoura**  
**Colour** Rooftop Terrace  
**Glazing** Victorian Border




**Main Image** Original St. Andrews in Barnwood Grey with New Orleans glazing



### Door style and glazing options



Craftsman  
Solid



St. Andrews



# St. Andrews including Craftsman

A timeless design, the St. Andrews will remain a popular design for years to come.



**Original St. Andrews**  
Colour Red  
Glazing Beaumont



**Original St. Andrews**  
Colour Black  
Glazing Havana



**Original St. Andrews**  
Colour Putty  
Glazing Dorchester Amber




**Original St. Andrews**  
Colour Rosewood  
Glazing Zinc Star



**Craftsman Solid**  
Colour Golden Oak  
Glazing None



**Original St. Andrews**  
Colour Twilight  
Glazing Crystal Flowers



**Craftsman Solid**  
Colour Irish Oak  
Glazing None



**Original St. Andrews**  
Colour Olive Grove  
Glazing Style C Bodoni

# Inox Barcelona

The sweeping design 'oozes' sophistication and is an increasingly popular choice.



## Door style and glazing options



**Inox Barcelona  
Left  
Flush**



**Inox Barcelona  
Right  
Links**



**Inox Barcelona  
Left w/curve  
Flush**



**Inox Barcelona  
Right w/curve  
Links**



**Main Image** Links Inox Barcelona in Cotswolds with Yukon glazing



**Links Inox Barcelona Left**  
Colour Harbour Blue  
Glazing Clear



**Flush Inox Barcelona Left**  
Colour Irish Oak  
Glazing Yukon



**Links Inox Barcelona Left  
with Curve**  
Colour Olive Grove  
Glazing Satin



**Flush Inox Barcelona Left  
with Curve**  
Colour Rose Garden  
Glazing Quartz



# Inox Paris including Inox Biarritz

Delivers flair and grace, and makes a real statement.




Door style and glazing options  
Other styles available, see page 9

Inox Paris Left Flush	Inox Paris Left Monza	Inox Biarritz Left Flush	Inox Biarritz Right Links



**Links Inox Paris Left**  
Colour Pointed Rock  
Glazing Clear



**Monza Inox Paris Right**  
Colour Citrine  
Glazing Tacoma



**Flush Inox Biarritz Left**  
Colour Bolero  
Glazing Satin



**Links Inox Biarritz Left**  
Colour Tropical Rainforest  
Glazing Clear


# Inox Lyon

A stunning mix of glazing panels, effortlessly balancing light, privacy and design.




## Door style and glazing options


Other styles available, see page 9



Inox Lyon  
Flush



Inox Lyon Left  
Links



Inox Lyon Right  
Flush



Main Image Flush Inox Lyon in Black with Tahoe Black glazing



**Links Inox Lyon**  
Colour Anthracite Grey  
Glazing Aurora



**Flush Inox Lyon**  
Colour Diablo  
Glazing Greenwich



**Links Inox Lyon Left**  
Colour Cavalry  
Glazing Richmond



**Flush Inox Lyon Left**  
Colour Stormy Seas  
Glazing Satin



# Inox Nice

A Mediterranean style that allows light to stream in, without feeling overlooked.



**Door style and glazing options**  
Other styles available, see page 9

<b>Inox Nice Left Flush</b>	<b>Inox Nice Links</b>	<b>Inox Nice Right Flush</b>	<b>Inox Nice Monza</b>




**Links Inox Nice**  
Colour Azure  
Glazing Greenwich



**Monza Inox Nice**  
Colour Black Ice  
Glazing Rain



**Flush Inox Nice Left**  
Colour GRIP® Yellow  
Glazing Aurora




**Monza Inox Nice Left**  
Colour Surfside  
Glazing Clear

# Inox Monaco

With its long centre glazing, the Inox Monaco achieves a bold yet graceful design.



## Door style and glazing options



Inox Monaco  
Flush

Inox Monaco  
Links

Inox Monaco  
Monza



Main Image Monza Inox Monaco in Desert Dunes with Satin glazing




**Links Inox Monaco**  
Colour Sage Green  
Glazing Aurora



**Monza Inox Monaco**  
Colour Bright Magma  
Glazing Greenwich



**Flush Inox Monaco**  
Colour White  
Glazing Pinpoint



**Monza Inox Monaco**  
Colour Pale Pink  
Glazing Rain



# Inox Munich

Understated and classy with a large central lite, the Inox Munich is a popular option.



Door style and glazing options

Inox Munich Flush	Inox Munich Links	Inox Munich Monza



**Flush Inox Munich**  
Colour California  
Glazing Modena



**Monza Inox Munich**  
Colour Black  
Glazing Eiger




**Links Inox Munich**  
Colour Balcony Sunset  
Glazing Rain




**Monza Inox Munich**  
Colour Tree Frog  
Glazing Tahoe Green




**Main Image** Augusta Long, Flush, Pointed Rock with Strand glazing




### Side panel configurations



Side Panel Left  
Original



Side Panel Left and Right  
Original



Side Panel Right  
Original



# Side Panels

We have a wide range of side panel options for entrances with larger openings.



**3 Panel**  
Solid



**Muirfield**  
Original



**Troon**  
Original



**Pinehurst**  
Original



**Carnoustie**  
Original



**Birkdale**  
Original



**Penina Left**  
Original



**Penina Right**  
Original



**Flush**  
Solid



**Seminole 3**  
Flush



**Seminole 4**  
Flush



**Seminole T3**  
Flush



**Pevero\***  
Flush



**Square 3\***  
Flush



**Square 4\***  
Flush



**Sunningdale**  
Flush



**Carnoustie**  
Flush



**Valderamma**  
Flush



**Vilamoura**  
Flush



**Augusta**  
Flush



**Augusta Long**  
Flush



**Nice Inox**  
Flush



**Lyon Inox**  
Flush



**Munich Inox**  
Flush



**Monaco Inox**  
Flush



**Glass**  
Full Panel

\* Also available with Flat Grain Cassettes

# Endless possibilities

Our door glazing cassette system with a revolutionary Foam in Place technology, delivers a superior seal and aesthetic never seen before. Choose from one of three options to suit any style of door from contemporary to traditional.



## Standard Cassette

The traditional choice with a moulded design and a woodgrain finish to suit a more conventional door design.



## Flat Grained Cassette

Be eclectic by combining a woodgrain finish with a modern squared-off flat profile that compliments a contemporary door design.



## Flat Stipple Cassette

The modern one, with a squared-off flat profile and smooth stippled finish that perfectly matches our Links, aluminium-effect composite door.








# European style

Inox glazed doors combine high performance with beautiful stainless steel aesthetics to give a truly designer look to any entrance.




	Inox Glass Range													
	Aurora	Cathedral	Clear	Eiger	Greenwich	Modena	Pinpoint	Quartz	Rain	Richmond	Satin	Tacoma	Tahoe	Yukon
Inox Barcelona	-	-	●	-	-	-	-	●	-	-	●	-	-	●
Inox Biarritz	-	-	●	-	-	-	-	-	-	-	●	-	-	-
Inox Lyon	●	-	●	-	●	-	●	-	●	●	●	-	●●●●	-
Inox Monaco	●	●	●	●	●	●	●	-	●	-	●	-	-	-
Inox Munich	●	-	●	-	-	●	●	-	●	-	●	-	-	-
Inox Nice	●	●	●	-	●	-	●	-	●	●	●	-	●	-
Inox Paris	-	-	●	-	-	-	-	-	-	-	●	●	-	-

● Black ● Blue ● Green ● Purple ● Red

# Decorative glass

Our composite doors are available with a variety of glass options allowing you to select the perfect style to complete your door and enhance the privacy of your property.

A range of obscure glass options are also available (see page 73)



Signature Range													
	Abstract	Aurora	Beaumont	Clarity	Classic	Crystal Flowers	Diamond Cut	Dorchester	Elan	Elegance	Element	Espirit	Finesse
Augusta	-	●	●	-	-	-	●	-	-	-	●	-	-
Augusta Long	-	●	●	●	●	-	-	○	●	-	●	-	-
Augusta Long II	-	●	-	●	●	-	-	○	●	-	●	-	-
Belfry	-	-	-	-	-	-	-	○	-	-	-	-	-
Belfry 3	-	-	-	-	-	-	-	○	-	-	-	-	-
Birkdale	●	-	-	●	-	-	-	-	-	●	-	-	-
Carnoustie	●	●	●	●	●	●	●	●	●	●	●	●	●
Chantilly	●	-	-	●	●	●	●	●	●	●	-	●	●
Chantilly Sunburst	-	-	-	-	-	-	-	-	-	-	-	-	-
Copenhagen	-	●	-	-	-	-	-	-	-	-	●	-	-
Gleneagles	●	●	●	-	-	●	●	-	-	-	●	-	-
Gleneagles Grid	-	-	-	-	-	-	-	-	-	-	-	-	-
Lytham	●	-	●	●	-	●	●	●	●	●	-	-	-
Lytham 4 Grid	-	-	-	-	-	-	-	-	-	-	-	-	-
Lytham 9 Grid	-	-	-	-	-	-	-	-	-	-	-	-	-
Merion	-	-	-	-	-	●	-	●	-	-	-	-	-
Merion 4 Grid	-	-	-	-	-	-	-	-	-	-	-	-	-
Muirfield	●	●	-	●	●	●	●	●	●	●	-	●	●
Oakmont 3	-	●	-	-	-	-	-	-	-	-	●	-	-
Oakmont 4	-	●	-	-	-	-	-	-	-	-	●	-	-
Penina	●	●	●	●	●	●	●	●	●	●	●	●	●
Pevero	-	●	●	-	-	●	-	●	●	-	-	-	●
Pinehurst	-	●	●	-	-	●	-	●	●	-	-	-	●
Portrush	●	-	-	●	●	●	●	●	●	●	-	●	●
Portrush Sunburst	-	-	-	-	-	-	-	-	-	-	-	-	-
Riviera	●	-	-	●	●	●	●	●	●	●	-	●	●
Riviera Sunburst	-	-	-	-	-	-	-	-	-	-	-	-	-
Saunton	●	●	●	●	●	●	●	●	●	●	●	●	●
Seminole 3	●	●	-	-	●	●	●	●	-	●	-	●	●
Seminole 4	●	●	-	-	●	●	●	●	-	●	-	●	●
Seminole 5	●	●	-	-	●	●	●	●	-	●	-	●	●
Seminole Barcelona	●	●	-	-	●	●	●	●	-	●	-	●	●
Square 3	-	●	●	-	-	●	-	●	●	-	-	-	-
Square 4	-	●	●	-	-	●	-	●	●	-	-	-	-
Square 5	-	●	●	-	-	●	-	●	●	-	-	-	-
St. Andrews	-	-	●	-	-	●	-	●	-	-	-	-	-
Sunningdale	●	●	-	●	●	●	●	●	●	●	-	●	●
Troon	●	●	-	●	●	●	●	●	●	●	-	●	●
Turnberry	●	-	-	●	●	●	●	-	-	●	-	●	-
Turnberry Grid	-	-	-	-	-	-	-	-	-	-	-	-	-
Valderrama	●	●	-	●	●	●	●	●	●	●	-	●	●
Vilamoura	●	●	●	●	●	●	●	●	●	●	●	●	●


● Zinc ● Brass ○ Clear ● Blue ● Green ● Amber



### Inspirational, beautiful and the ultimate in style

Our collection of decorative door glass has been created to provide you with a wealth of choice to enhance your composite door, and create a first impression that speaks volumes.

While every effort is made to make the glazing appear as true to life as possible, these images are for illustrative purposes and the final product may differ due to the manufacturing process and real-world lighting conditions.



Signature Range (continued)


GridLites

Venetian Blind

	Flair	Horizon	Matrix	Modena	New Orleans	Prairie	Reflections	Simplicity	Zinc Star	GridLites	Venetian Blind
Augusta	-	●	●	●	-	●	●	●	-	-	-
Augusta Long	-	●	●	●	●	●	●	●	●	-	●
Augusta Long II	-	●	●	●	●	●	●	●	●	-	●
Belfry	-	-	-	-	●	-	-	-	-	-	-
Belfry 3	-	-	-	-	●	-	-	-	-	-	-
Birkdale	-	-	-	-	-	●	-	-	-	-	-
Carnoustie	●	●	●	●	●	●	●	●	●	-	-
Chantilly	●	-	●	-	-	●	●	●	●	-	-
Chantilly Sunburst	-	-	-	-	-	-	-	-	-	●	-
Copenhagen	-	●	-	-	●	-	●	-	-	-	-
Gleneagles	-	●	●	●	●	●	●	●	-	-	●
Gleneagles Grid	-	-	-	-	-	-	-	-	-	●	-
Lytham	-	●	●	●	●	●	●	●	-	-	●
Lytham 4 Grid	-	-	-	-	-	-	-	-	-	●	-
Lytham 9 Grid	-	-	-	-	-	-	-	-	-	●	-
Merion	-	-	-	-	●	-	-	-	-	-	●
Merion 4 Grid	-	-	-	-	-	-	-	-	-	●	-
Muirfield	●	-	●	●	●	●	●	●	●	-	-
Oakmont 3	-	●	-	-	●	-	●	-	-	-	-
Oakmont 4	-	●	-	-	●	-	●	-	-	-	-
Penina	●	●	●	●	●	●	●	●	●	-	-
Pevero	-	●	●	-	●	-	●	●	-	-	-
Pinehurst	-	●	●	-	●	-	●	●	-	-	-
Portrush	●	-	●	-	-	●	●	●	●	-	-
Portrush Sunburst	-	-	-	-	-	-	-	-	-	●	-
Riviera	●	-	●	-	-	●	●	●	●	-	-
Riviera Sunburst	-	-	-	-	-	-	-	-	-	●	-
Saunton	●	●	●	●	●	●	●	●	●	-	-
Seminole 3	-	-	●	●	●	●	●	●	●	-	-
Seminole 4	-	-	●	●	●	●	●	●	●	-	-
Seminole 5	-	-	●	●	●	●	●	●	●	-	-
Seminole Barcelona	-	-	●	●	●	●	●	●	●	-	-
Square 3	-	●	●	-	●	-	●	●	-	-	-
Square 4	-	●	●	-	●	-	●	●	-	-	-
Square 5	-	●	●	-	●	-	●	●	-	-	-
St. Andrews	-	-	-	-	●	●	●	●	●	-	-
Sunningdale	●	-	●	●	●	●	●	●	●	-	-
Troon	●	-	●	●	●	●	●	●	●	-	-
Turnberry	-	-	-	●	-	●	-	●	-	-	-
Turnberry Grid	-	-	-	-	-	-	-	-	-	●	-
Valderrama	●	-	●	●	●	●	●	●	●	-	-
Vilamoura	●	●	●	●	●	●	●	●	●	-	-

● Zinc ● Brass ● GridLite Cathedral ● GridLite Etch ● GridLite Pinpoint ● GridLite Satin ● GridLite Rain





Etch Art Range

	Chelsea	Greenwich	Holborn	Kensington	Linear	Mayfair	Murano	Richmond	Spitalfields	Strand	Tahoe	Victorian Border	Worker Bee	Letters / Numbers
Augusta	●	●	-	●	-	-	●●●●●	-	-	-	●●●●●	●	-	ACH
Augusta Long	●	●	●	●	●	-	●●●●●	●	-	-	●●●●●	●	-	ACH
Augusta Long II	●	●	●	●	●	-	●●●●●	●	-	●	●●●●●	●	-	ACH
Belfry	-	●	-	●	-	-	●●●●●	-	-	-	●●●●●	●	-	-
Belfry 3	-	●	-	●	-	-	●●●●●	-	-	-	●●●●●	●	-	-
Birkdale	-	-	-	-	-	-	-	-	-	-	-	-	-	-
Carnoustie	●	●	●	●	●	●	●●●●●	●	●	-	●●●●●	●	●	-
Chantilly	-	-	●	●	-	●	●●●●●	-	●	-	-	●	●	ABCDE
Chantilly Sunburst	-	-	-	-	-	-	-	-	-	-	-	-	-	-
Copenhagen	-	●	●	●	●	●	-	-	●	●	●●●●●	●	●	-
Gleneagles	●	●	●	●	●	●	●●●●●	●	●	●	-	-	●	ABFG
Gleneagles Grid	-	-	-	-	-	-	-	-	-	-	-	-	-	-
Lytham	●	●	●	●	●	●	●●●●●	●	●	●	-	●	●	ABFG
Lytham 4 Grid	-	-	-	-	-	-	-	-	-	-	-	-	-	-
Lytham 9 Grid	-	-	-	-	-	-	-	-	-	-	-	-	-	-
Merion	-	-	●	●	-	●	-	-	●	-	-	●	●	ABF
Merion 4 Grid	-	-	-	-	-	-	-	-	-	-	-	-	-	-
Muirfield	-	●	●	●	●	●	●●●●●	-	●	-	●●●●●	●	●	-
Oakmont 3	-	●	●	●	●	●	-	-	●	●	●●●●●	●	●	-
Oakmont 4	-	●	●	●	●	●	-	-	●	●	●●●●●	●	●	-
Penina	●	●	●	●	●	●	●●●●●	●	●	-	●●●●●	●	●	-
Pevero	-	●	-	●	-	-	●●●●●	●	-	●	●●●●●	●	-	-
Pinehurst	-	●	-	●	-	-	●●●●●	●	-	●	●●●●●	●	-	-
Portrush	-	-	●	●	-	●	●●●●●	-	●	-	-	●	●	ABCDE
Portrush Sunburst	-	-	-	-	-	-	-	-	-	-	-	-	-	-
Riviera	-	-	●	●	-	●	●●●●●	-	●	-	-	●	●	ABCDE
Riviera Sunburst	-	-	-	-	-	-	-	-	-	-	-	-	-	-
Saunton	●	●	●	●	●	●	●●●●●	●	●	-	●●●●●	●	●	-
Seminole 3	-	●	-	●	●	●	●●●●●	●	●	-	●●●●●	●	-	-
Seminole 4	-	●	-	●	●	●	●●●●●	●	●	-	●●●●●	●	-	-
Seminole 5	-	●	-	●	●	●	●●●●●	●	●	-	●●●●●	●	-	-
Seminole Barcelona	-	●	-	●	●	●	●●●●●	●	●	-	●●●●●	●	-	-
Square 3	-	●	-	●	-	-	●●●●●	●	-	●	●●●●●	●	-	-
Square 4	-	●	-	●	-	-	●●●●●	●	-	●	●●●●●	●	-	-
Square 5	-	●	-	●	-	-	●●●●●	●	-	●	●●●●●	●	-	-
St. Andrews	-	-	●	●	-	●	●●●●●	-	●	-	-	●	●	ABCDE
Sunningdale	-	●	●	●	●	●	●●●●●	-	●	-	●●●●●	●	●	-
Troon	-	●	●	●	●	●	●●●●●	-	●	-	●●●●●	●	●	-
Turnberry	-	-	●	●	-	●	●●●●●	-	●	-	-	●	●	ABFG
Turnberry Grid	-	-	-	-	-	-	-	-	-	-	-	-	-	-
Valderrama	-	●	●	●	●	●	●●●●●	-	●	-	●●●●●	●	●	-
Vilamoura	●	●	●	●	●	●	●●●●●	●	●	-	●●●●●	●	●	-

● Black ● Blue ● Green ● Purple ● Red



Style A      Style B      Style C      Style D




Style E      Style F      Style G      Style H

## Letter and number styles

A custom house number and/or name as a combination of clear and etched glass, is available on certain door styles as shown above using the fonts shown below.

<b>Bodoni</b>	<b>Dekar</b>	<b>Franklin</b>	<b>Ink</b>	<b>WILL9W</b>
0123456789 ABCDEFGHIJK LMNOPQRS TUVWXYZ abcdefghijklmnopqrstuvwxyz	0123456789 ABCDEFGHIJK LMNOPQRS TUVWXYZ abcdefghijklmnopqrstuvwxyz	0123456789 ABCDEFGHIJK LMNOPQRS TUVWXYZ abcdefghijklmnopqrstuvwxyz	0123456789 ABCDEFGHIJK LMNOPQRS TUVWXYZ abcdefghijklmnopqrstuvwxyz	0123456789 ABCDEFGHIJK LMNOPQRS TUVWXYZ ABCDEFGHIJKL MNOPQRSTU WXYZ




	Crystal Art Range										Textured Glass				
	Bullion	Elderton	French***	Gibson	Havana	Infinity	Laguna	Serenity	Symphony	Cathedral	Clear	Masterline	Pinpoint	Rain	Satin
Augusta	-	-	○	-	●	●	●	●	●	-	●	-	●	●	●
Augusta Long	-	-	-	-	●	-	●	-	●	●	●	-	●	●	●
Augusta Long II	-	-	-	-	●	-	●	-	●	●	●	-	●	●	●
Belfry	●	-	-	-	-	-	-	-	-	●	●	-	●	●	●
Belfry 3	●	-	-	-	-	-	-	-	-	●	●	-	●	●	●
Birkdale	-	-	-	-	-	-	-	-	-	●	●	-	●	●	●
Carnoustie	-	●	○	●	-	●	-	-	●	●	●	-	●	●	●
Chantilly	-	●	○	●	-	-	-	-	●	●	●	-	●	●	●
Chantilly Sunburst	-	-	-	-	-	-	-	-	-	●	●	-	●	●	●
Copenhagen	-	-	-	-	-	-	-	●	-	-	●	-	-	-	●
Gleneagles	-	-	○	-	●	●	-	-	●	●	●	-	●	●	●
Gleneagles Grid	-	-	-	-	-	-	-	-	-	●	●	-	●	●	●
Lytham	-	●	○	●	●	●	-	-	●	●	●	-	●	●	●
Lytham 4 Grid	-	-	-	-	-	-	-	-	-	●	●	-	●	●	●
Lytham 9 Grid	-	-	-	-	-	-	-	-	-	●	●	-	●	●	●
Merion	-	-	-	-	-	-	-	-	-	●	●	-	●	-	●
Merion 4 Grid	-	-	-	-	-	-	-	-	-	●	●	-	●	-	●
Muirfield	●	●	○	●	-	-	-	-	●	●	●	●	●	●	●
Oakmont 3	-	-	-	-	-	-	-	●	-	-	●	-	-	-	●
Oakmont 4	-	-	-	-	-	-	-	●	-	-	●	-	-	-	●
Penina	-	●	○	●	-	●	-	-	●	●	●	-	●	●	●
Pevero	●	-	-	-	-	-	●	●	-	●	●	-	●	●	●
Pinehurst	●	-	-	-	-	-	●	●	-	●	●	-	●	●	●
Portrush	-	●	○	●	-	-	-	-	●	●	●	-	●	●	●
Portrush Sunburst	-	-	-	-	-	-	-	-	-	●	●	-	●	●	●
Riviera	-	●	○	●	-	-	-	-	●	●	●	-	●	●	●
Riviera Sunburst	-	-	-	-	-	-	-	-	-	●	●	-	●	●	●
Saunton	-	●	○	●	-	●	-	-	●	●	●	-	●	●	●
Seminole 3	●	●	-	●	-	-	-	-	-	●	●	●	●	-	●
Seminole 4	●	●	-	●	-	-	-	-	-	●	●	●	●	-	●
Seminole 5	●	●	-	●	-	-	-	-	-	●	●	●	●	-	●
Seminole Barcelona	●	●	-	●	-	-	-	-	-	●	●	●	●	-	●
Square 3	●	-	-	-	-	-	●	●	-	●	●	-	●	●	●
Square 4	●	-	-	-	-	-	●	●	-	●	●	-	●	●	●
Square 5	●	-	-	-	-	-	●	●	-	●	●	-	●	●	●
St. Andrews	-	-	-	-	●	-	-	●	-	-	●	●	●	-	●
Sunningdale	-	●	○	●	-	-	-	●	●	●	●	●	●	●	●
Troon	-	●	○	●	-	-	-	●	●	●	●	●	●	●	●
Turnberry	-	-	○●●●●	-	-	-	-	-	-	●	●	-	●	●	●
Turnberry Grid	-	-	-	-	-	-	-	-	-	●	●	-	●	●	●
Valderrama	-	●	○	●	-	-	-	-	●	●	●	-	●	●	●
Vilamoura	-	●	○	●	-	●	-	-	●	●	●	-	●	●	●

○ Clear ● Black ● Blue ● Green ● Red

## Textured glass styles

Our Textured Glass range comprises a range of unique patterned glass designs that offer a wide range of choice for all door styles. Each glazing option offers a different degree of privacy for your home.



Cathedral

Clear

Masterline

Pinpoint

Rain

Satin

# Complete peace of mind

Keep your home and family fully protected.

The security of your home is of paramount importance to us, which is why we use the most secure multipoint locking systems on all our doors as standard, providing your home with the protection it deserves.

## Locking systems



### Lever operated

Doors specified with a lever/lever and lever/pad handle are supplied with a 5 hook multi-point door lock as standard.

Twin hook locking points provide next-generation enhanced security and are engaged when the handle lever is lifted and then the door is simply locked/unlocked by using the key.



### Slam operated

This high-performance, multi-point slam lock is generally used in conjunction with 'Pull' handles.

The mechanical self-locking system ensures that the door is securely locked against uninvited entry when simply pulled shut. From outside, the latchbolts are retracted and the door opened by a simple turn of the key.



### Heritage slam operated

The Heritage slam lock will help you achieve a classic door appearance which is both secure and functional.

The Heritage slam lock works in a similar way to the slam lock, although the lock is positioned higher up the door. Simply by closing the door, the top and bottom latches strike the keep and fully engage to become secure deadbolts.

1

### Pre-compression Roller

Ensures smooth operation and maximises weather proofing.

2

### Anti-lift Pins

Slots into the frame to prevent the door from being moved or lifted.

3

### Centre latch and hook

A combined central latch and anti-separation hook create a solid and rigid locking point.

4

### Claw hooks

Grips the door sash to the frame for extra strength and solidity.



#### High security

Awarded the Police 'Secured by Design' accreditation, our multipoint locks have been rigorously tested to the very highest security standards.



#### British built

Production, testing and assembly of all our door locking systems, are carried out in the UK.



#### Intelligent locking

Intelligent, compact and robust locks, which work perfectly with the design of our windows and doors.



#### 10 year guarantee

The multipoint locking system comes with a 10 year guarantee as standard, providing complete peace of mind.





# The finishing touch

Once you've chosen the design of your door, you can exercise your creativity with a huge choice of colour, finish and styling for your door hardware, security and accessories.

Make a statement with a wide choice of handles, letterplates, knockers and spyholes.



**Polished Stainless**  
Lever / Lever



**Brushed Stainless**  
Lever / Lever



**Polished Gold**  
Lever / Lever



**White**  
Lever / Lever



**Black**  
Lever / Lever



**Heritage Black**  
Lever / Lever



**Polished Stainless**  
Lever / Pad



**Brushed Stainless**  
Lever / Pad



**Polished Gold**  
Lever / Pad



**White**  
Lever / Pad



**Black**  
Lever / Pad



**Brushed Stainless**  
Door Knob

**25**  
**YEARS**  
GUARANTEE

Satisfaction  
guaranteed

All our stainless steel hardware has a **25 year** surface finish and mechanical operation guarantee.

## Pull Bar Collection

Modern styling combined with high-strength stainless steel.



**Brushed Stainless**  
Square Pull Bar  
1200mm

**Brushed Stainless**  
Round Pull Bar  
600mm, 1200mm, 1800mm

## A break from tradition

Unlike traditional cylinders, the BreakSafe has been designed to allow a section of the cylinder to "break away" in the event of a snapping attack. Giving you additional peace of mind, at no extra cost.



### Perfectly flush

The BreakSafe cylinder face finishes much closer to the handle backplate, providing even greater protection from attack.



### Polished finish

A variety of options are available including ergonomic thumbturn, in two high quality finishes - polished chrome and polished brass.



## The highest level of protection

The patented locking cam system of the ATK lock is proven in the market to effectively combat against lock snapping and forced entry methods of attack.



### Sold Secure Diamond

ATK has the Master Locksmith Association's highest rating - SS312 Sold Secure Diamond, TS007 3 star rating, British Kitemark and Secured by Design accreditations.



### Finishing touch

Dual colour polished Chrome/Brass or Matt Brass options available, including ergonomic thumbturn variants.



**Brushed Stainless**  
Door Pull



**Brushed Stainless**  
Oval Escutcheon



**Brushed Stainless**  
Square Escutcheon



## Letterplates

Sleek and contemporary, our letterplates keep drafts out and the heat in, and are available in a range of colours and options to match your styling choices.



**Polished Stainless**  
Standard

**Brushed Stainless**  
Standard

**Polished Gold**  
Standard

**White**  
Standard

**Black**  
Standard



**Polished Stainless**  
High Security

**Brushed Stainless**  
High Security

**Polished Gold**  
High Security

**White**  
High Security

**Black**  
High Security

## Knockers and Spyholes

Elegant and lustrous, our door knockers and spyholes add a flourish to your entrance door.



**Polished Stainless**  
Urn Knocker  
Available with spyhole fitting



**Polished Stainless**  
Ponytail Knocker



**Chrome**  
160° Spyhole



**Brushed Stainless**  
Urn Knocker  
Available with spyhole fitting



**Brushed Stainless**  
Ponytail Knocker



**Silver**  
160° Spyhole

## Letters and Numbers

Give your door the personal touch with elegant identification.



**Polished Stainless**  
Letters



**Polished Stainless**  
Numbers



**Brushed Stainless**  
Letters



**Brushed Stainless**  
Numbers



**Heritage Black**  
Letters



**Heritage Black**  
Numbers

## The Heritage Collection


Combining authentic styling with high quality, traditional and modern finishes.



**Heritage Black**  
Lever / Lever



**Heritage Black**  
Modern Oval Knocker



**Heritage Black**  
Letterplate

## Thresholds

This part of the door may go unnoticed, but plays a crucial part in ensuring easy of access in and out of your home. Paired with gaskets and door frames to seal the bottom opening between the sash and the frame, they prevent water ingress and reduce energy loss, which increases the thermal efficiency of your home.



### uPVC Frame

Our standard threshold option, which also provides excellent thermal efficiency. This is generally used where the internal floor is raised or when a thicker flooring, such as carpet, is used.



### Aluminium Low

Less than half the height of our standard option, this is a great choice for ease of access and durability. This is often used with floors that are not so raised, such as with tiled or laminate flooring.



### Aluminium Low with Half Tray or Full Tray

These threshold solution are designed for wheelchair users and those with certain mobility needs. Whether a half tray or full tray would be most suitable is determined by the specific features of the property, and would typically be determined by the surveyor.

# Open up a world of colour

To ensure the perfect match, all our doors and frames are available in a wide choice of colours.

With nine standard colours and over 60 premium colours, not to mention the limitless possibility with RAL® and Farrow & Ball® colours as an optional extra, creating the look you want has never been easier.



## Frame colour

Available in a variety of colours and finishes to compliment your door.



## Dual colour

Choose a different external and internal colour, for a truly unique look!

Door colours shown in this brochure should be used for guidance only. We have made every effort to match the colour and stain you see in the brochure, so it's as close as possible to our paint when applied to the doors. Due to the nature of the product it is applied to there is sometimes a difference between them, which unfortunately we cannot avoid. The colour, intensity and sheen level may differ from the paper print version and we do not accept any liability for this for any reason. Longer lead times are required with premium colours. All doors come with white interior as standard.







# Quality and care

Your new door should keep you safe and secure for years to come, however with all products and especially those that are exposed to the elements we recommend that you carry out a care and maintenance routine.

- Door frames should be washed with warm soapy water, however stubborn stains can be removed using specialist uPVC cleaners and by following the manufacturers' guidelines.
- The door leaf should only be cleaned using warm water or non-aggressive composite door wipes. No solvent-based product or abrasives should be used as these will damage the surface of the skin.
- External glass should be cleaned with warm soapy water and cleaned with a proprietary glass cleaner.
- Hardware can be cleaned with a mild detergent and wiped clean. No harsh chemicals or abrasives should be used.
- Maintenance of the door may be required to maintain any guarantees from the installer.
- Hinges should be lubricated with engineering oil. Cylinders can be lubricated with Teflon-based products only, as other oils may cause degradation. If necessary, a small amount of lubricant can be applied to the moving parts such as letterplates, handles and knockers.





## The mark of quality

With TruFrame as our partners, you can have complete confidence in placing your trust with us. We have an excellent local reputation for the quality and value for money we provide to all our customers, old and new.



**TruFrame**  
Hand Finished Windows & Doors





3 The Beacon Centre, Solar Way, Amesbury,  
Wiltshire SP4 7SZ

**Tel:** 01722 710752

**Email:** [info@spireglass.com](mailto:info@spireglass.com)

**[www.spireglass.com](http://www.spireglass.com)**

